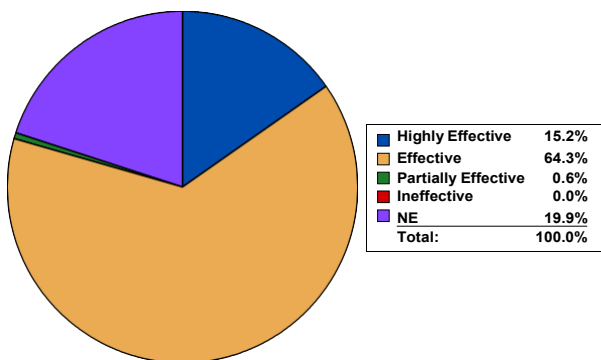


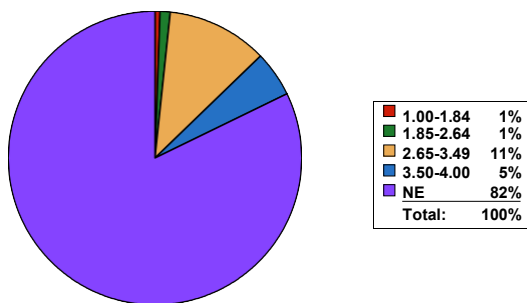
The charts and tables below capture AchieveNJ evaluation data for this EPP's employed completers evaluated in a New Jersey Public School during the 14-15 SY. **There were 503 individuals from this cohort** who were employed in the 14-15 SY and some individuals may have worked in multiple locations. The 'Evaluation' chart and table represents this EPP's employed completer's available summative evaluation rating. For further description about Evaluation tables please see the last page. NE means 'not evaluated'.

Evaluation (2)



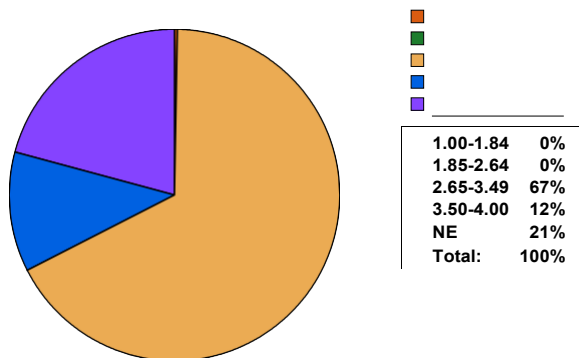
Summative Rating	Individuals evaluated in 14-15 SY
Highly Effective	77.00
Effective	326.00
Partially Effective	3.00
Ineffective	0.00
NE	101.00

Evaluation : Teacher SGP Score (2)



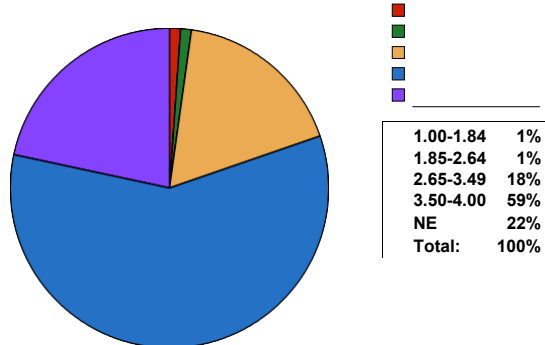
Summative Score	Individuals evaluated in 14-15 SY
1.00-1.84	3.00
1.85-2.64	5.00
2.65-3.49	57.00
3.50-4.00	24.00
NE	415.00

Evaluation : Teacher Practice Score (2)




Summative Score	Individuals evaluated in 14-15 SY
1.00-1.84	1.00
1.85-2.64	1.00
2.65-3.49	340.00
3.50-4.00	60.00
NE	105.00

Evaluation : Teacher SGO Score (2)



Summative Score	Individuals evaluated in 14-15 SY
1.00-1.84	5.00
1.85-2.64	6.00
2.65-3.49	89.00
3.50-4.00	297.00
NE	110.00

1 TCIS
 2 NJSMART
 3 NJSURE
 4 Non-submitter to NJSURE



New Jersey Department of Education
Educator Preparation Provider Performance Report 2016
The College of New Jersey

Data Source Notes: Certification data is submitted to the NJDOE by EPPs and gathered from the NJ Department of Education's Teacher Certification Information System (TCIS) and is verified by the EPPs prior to publication of the EPPARs. Employment data is submitted to the NJDOE by school districts and gathered from New Jersey's student- and staff-level Standards Measurement and Resource for Teaching data system (NJSMART). Higher Education data is submitted to the NJDOE by Institutes of Higher Education and collected from the Office of the Secretary of Higher Education's Student Unit Record system (NJSURE). Not all Institutes of Higher Education are required to submit data to the NJSURE database. Non-submitters have been noted accordingly. For compensation data, North Region includes: Bergen, Essex, Hudson, Morris, Passaic, Sussex, and Warren Counties. Central Region includes: Hunterdon, Mercer, Middlesex, Monmouth, Somerset, and Union Counties. South Region includes: Atlantic, Burlington, Camden, Cape May, Cumberland, Gloucester, Ocean, and Salem Counties. These are the areas considered DFG A and geographic shortage areas: Asbury Park City, Atlantic City, Bridgeton City, Buena Regional, Camden City, City Of Orange Twp, Commercial Twp, Dover Town, Downe Twp, East Newark Boro, East Orange, Egg Harbor City, Elizabeth City, Fairfield Twp, Fairview Boro, Irvington Township, Keansburg Boro, Lawrence Twp, Millville City, New Brunswick City, Newark City, North Wildwood City, Passaic City, Paterson City, Paulsboro Boro, Penns Grove-Carney's Pt Regional, Perth Amboy City, Pleasantville City, Quinton Twp, Salem City, Seaside Heights Boro, Trenton City, Union City, Vineland City, Washington Twp, Wildwood City, Woodbine Boro. Suppression rules have been applied Praxis II data. For the evaluation data, The 'Teacher SGP Score' chart and table represents this EPP's employed completer's available SGP scores for teachers that were teaching in tested grades and subjects. 'Teacher Practice Score' chart and table represents this EPP's employed completer's available scores from local observations. The 'Teacher SGO Score' chart and table shows this EPP's employed completer's available student growth objective scores. Any questions or inquiries regarding the information contained in this report, please email rpr@doe.state.nj.us

- 1 TCIS
- 2 NJSMART
- 3 NJSURE
- 4 Non-submitter to NJSURE