


**Summary Institution-Level Pass Rate Data: *Traditional Teacher Preparation Program Within IHE***


			<b>HEOA - Title II 2018 - 2019 Academic Year</b>			
<b>Institution Name</b>			THE COLLEGE OF NEW JERSEY			
<b>Institution Code</b>			2519			
<b>State</b>			New Jersey			
			<i>February 3, 2020</i>			
			<b>Statewide</b>			
<b>Group</b>	<b>Number Taking Assessment<sup>1</sup></b>	<b>Number Passing Assessment<sup>2</sup></b>	<b>Institutional Pass Rate</b>	<b>Number Taking Assessment<sup>1</sup></b>	<b>Number Passing Assessment<sup>2</sup></b>	<b>Statewide Pass Rate</b>
All program completers, 2018-19	312	292	94%	2287	2189	96%
All program completers, 2017-18	260	247	95%	2378	2314	97%
All program completers, 2016-17	417	408	98%	2812	2750	98%

Note: In cases where there are less than ten students taking the assessment or license/certificate, the number passing and pass rate are not reported.

<sup>1</sup> Number of completers taking one or more assessments within their area of specialization.

<sup>2</sup> Summary level "Number Taking Assessment" may differ from assessment level "Number Taking Assessment" because each student is counted once at the summary level but may be counted in multiple assessments at the assessment level.

Single Assessment Institution-Level Pass Rate Data: *Traditional Teacher Preparation Program Within IHE*

	<b>HEOA - Title II</b> <b>2018 - 2019 Academic Year</b>
	<b>Institution Name</b>
	<b>Institution Code</b>
	<b>State</b>

THE COLLEGE OF NEW JERSEY


2519

New Jersey

February 3, 2020

Assessment Information <sup>1</sup>	Group	Number Taking Assessment	Number Passing Assessment	Institutional Pass Rate	Institutional Average Scaled Score	Assessment Cut Score <sup>2</sup>	Statewide			
							Number Taking Assessment	Number Passing Assessment	Statewide Pass Rate	Statewide Average Scaled Score
<b>ART CONTENT KNOWLEDGE (5134)</b>  Test Company: ETS Score Range: 100-200	All enrolled students who have completed all nonclinical courses, 2018-19	12	11	92%	171	158	17	16	94%	170
	Other enrolled students, 2018-19						33	27	82%	166
	All program completers, 2018-19	13	11	85%	168	158	52	48	92%	167
	All program completers, 2017-18	16	15	94%	166	158	73	71	97%	166
	All program completers, 2016-17	9				158	47	46	98%	169
<b>BIOLOGY CONTENT KNOWLEDGE (0235)</b>  Test Company: ETS Score Range: 100-200	All enrolled students who have completed all nonclinical courses, 2018-19	3				152	13	11	85%	165
	Other enrolled students, 2018-19						44	41	93%	166
	All program completers, 2018-19	3				152	54	54	100%	165
	All program completers, 2017-18	5				152	66	66	100%	169
	All program completers, 2016-17	9				152	74	73	99%	169
<b>BUSINESS ED CONTENT KNOWLEDGE (5101)</b>  Test Company: ETS Score Range: 100-200	All enrolled students who have completed all nonclinical courses, 2018-19									
	Other enrolled students, 2018-19						4			
	All program completers, 2018-19						2			
	All program completers, 2017-18						2			
	All program completers, 2016-17						6			
<b>CHEMISTRY CONTENT KNOWLEDGE (0245)</b>  Test Company: ETS Score Range: 100-200	All enrolled students who have completed all nonclinical courses, 2018-19						3			
	Other enrolled students, 2018-19						13	8	62%	161
	All program completers, 2018-19	1				152	14	14	100%	172
	All program completers, 2017-18	2				152	14	14	100%	170
	All program completers, 2016-17	3				152	19	19	100%	164

Single Assessment Institution-Level Pass Rate Data: *Traditional Teacher Preparation Program Within IHE*


	<b>HEOA - Title II</b> <b>2018 - 2019 Academic Year</b>
	<b>Institution Name</b>
	<b>Institution Code</b>
	<b>State</b>

THE COLLEGE OF NEW JERSEY  
2519  
New Jersey

February 3, 2020

Assessment Information <sup>1</sup>	Group	Number Taking Assessment	Number Passing Assessment	Institutional Pass Rate	Institutional Average Scaled Score	Assessment Cut Score <sup>2</sup>	Statewide				
							Number Taking Assessment	Number Passing Assessment	Statewide Pass Rate	Statewide Average Scaled Score	
<b>EARLY CHILDHOOD CONTENT KNOWLEDGE (5022)</b>  Test Company: ETS Score Range: 100-200	All enrolled students who have completed all nonclinical courses, 2018-19										
	Other enrolled students, 2018-19						6				
	All program completers, 2018-19						6				
	All program completers, 2017-18						27	26	96%	171	
	All program completers, 2016-17	2					159	97	97	100%	173
<b>EARLY CHILDHOOD EDUCATION (5025)</b>  Test Company: ETS Score Range: 100-200	All enrolled students who have completed all nonclinical courses, 2018-19	7					156	58	57	98%	170
	Other enrolled students, 2018-19	12	12	100%	180	156	214	183	86%	166	
	All program completers, 2018-19	28	28	100%	177	156	272	259	95%	169	
	All program completers, 2017-18	32	32	100%	178	156	263	260	99%	170	
	All program completers, 2016-17	36	36	100%	179	156	235	235	100%	170	
<b>EARTH AND SPACE SCIENCES - CK (5571)</b>  Test Company: ETS Score Range: 100-200	All enrolled students who have completed all nonclinical courses, 2018-19										
	Other enrolled students, 2018-19						8				
	All program completers, 2018-19						11	10	91%	163	
	All program completers, 2017-18						5				
	All program completers, 2016-17						7				
<b>ELEM ED MULTI SUBJ MATHEMATICS (DISC) (5033)</b>  Test Company: ETS Score Range: 100-200	All enrolled students who have completed all nonclinical courses, 2018-19						1				
	Other enrolled students, 2018-19						1				
	All program completers, 2018-19						1				
	All program completers, 2017-18						7				
	All program completers, 2016-17						40	39	98%	173	

Single Assessment Institution-Level Pass Rate Data: *Traditional Teacher Preparation Program Within IHE*

	<b>HEOA - Title II 2018 - 2019 Academic Year</b>
	<b>Institution Name</b>
	<b>Institution Code</b>
	<b>State</b>

THE COLLEGE OF NEW JERSEY


2519

New Jersey

February 3, 2020

Assessment Information <sup>1</sup>	Group	Number Taking Assessment	Number Passing Assessment	Institutional Pass Rate	Institutional Average Scaled Score	Assessment Cut Score <sup>2</sup>	Statewide			
							Number Taking Assessment	Number Passing Assessment	Statewide Pass Rate	Statewide Average Scaled Score
<b>ELEM ED MULTI SUBJ MATHEMATICS (5003)</b>  Test Company: ETS Score Range: 100-200	All enrolled students who have completed all nonclinical courses, 2018-19	103	97	94%	183	157	338	328	97%	178
	Other enrolled students, 2018-19	58	55	95%	188	157	917	849	93%	176
	All program completers, 2018-19	166	164	99%	184	157	1115	1095	98%	177
	All program completers, 2017-18	111	107	96%	183	157	1118	1101	98%	177
	All program completers, 2016-17	230	229	100%	185	157	1363	1346	99%	177
<b>ELEM ED MULTI SUBJ READING LANG ARTS (DISC) (5032)</b>  Test Company: ETS Score Range: 100-200	All enrolled students who have completed all nonclinical courses, 2018-19						1			
	Other enrolled students, 2018-19						1			
	All program completers, 2018-19						1			
	All program completers, 2017-18						6			
	All program completers, 2016-17						40	40	100%	175
<b>ELEM ED MULTI SUBJ READING LANG ARTS (5002)</b>  Test Company: ETS Score Range: 100-200	All enrolled students who have completed all nonclinical courses, 2018-19	103	101	98%	174	157	337	321	95%	169
	Other enrolled students, 2018-19	56	53	95%	176	157	911	819	90%	168
	All program completers, 2018-19	165	162	98%	175	157	1112	1088	98%	170
	All program completers, 2017-18	111	110	99%	176	157	1118	1103	99%	171
	All program completers, 2016-17	230	228	99%	176	157	1361	1339	98%	170
<b>ELEM ED MULTI SUBJ SCIENCES (DISC) (5035)</b>  Test Company: ETS Score Range: 100-200	All enrolled students who have completed all nonclinical courses, 2018-19						1			
	Other enrolled students, 2018-19						2			
	All program completers, 2018-19						1			
	All program completers, 2017-18						7			
	All program completers, 2016-17						40	39	98%	171

Single Assessment Institution-Level Pass Rate Data: *Traditional Teacher Preparation Program Within IHE*

	<b>HEOA - Title II 2018 - 2019 Academic Year</b>
	<b>Institution Name</b>
	<b>Institution Code</b>
	<b>State</b>

THE COLLEGE OF NEW JERSEY


2519

New Jersey

February 3, 2020

Assessment Information <sup>1</sup>	Group	Number Taking Assessment	Number Passing Assessment	Institutional Pass Rate	Institutional Average Scaled Score	Assessment Cut Score <sup>2</sup>	Statewide			
							Number Taking Assessment	Number Passing Assessment	Statewide Pass Rate	Statewide Average Scaled Score
<b>ELEM ED MULTI SUBJ SCIENCES (5005)</b>  Test Company: ETS Score Range: 100-200	All enrolled students who have completed all nonclinical courses, 2018-19	103	90	87%	170	155	336	306	91%	168
	Other enrolled students, 2018-19	56	52	93%	175	155	892	766	86%	166
	All program completers, 2018-19	165	158	96%	173	155	1113	1086	98%	170
	All program completers, 2017-18	111	107	96%	174	155	1120	1103	98%	170
	All program completers, 2016-17	230	227	99%	174	155	1361	1333	98%	170
<b>ELEM ED MULTI SUBJ SOCIAL STUDIES (DISC) (5034)</b>  Test Company: ETS Score Range: 100-200	All enrolled students who have completed all nonclinical courses, 2018-19						1			
	Other enrolled students, 2018-19						1			
	All program completers, 2018-19						1			
	All program completers, 2017-18						6			
	All program completers, 2016-17						40	39	98%	166
<b>ELEM ED MULTI SUBJ SOCIAL STUDIES (5004)</b>  Test Company: ETS Score Range: 100-200	All enrolled students who have completed all nonclinical courses, 2018-19	103	81	79%	165	155	335	285	85%	164
	Other enrolled students, 2018-19	56	50	89%	172	155	896	703	78%	162
	All program completers, 2018-19	165	152	92%	169	155	1113	1064	96%	166
	All program completers, 2017-18	111	105	95%	169	155	1119	1085	97%	167
	All program completers, 2016-17	230	228	99%	171	155	1361	1324	97%	167
<b>ENG LANG LIT COMP CONTENT KNOWLEDGE (DISC) (0041)</b>  Test Company: ETS Score Range: 100-200	All enrolled students who have completed all nonclinical courses, 2018-19									
	Other enrolled students, 2018-19									
	All program completers, 2018-19									
	All program completers, 2017-18									
	All program completers, 2016-17						1			

Single Assessment Institution-Level Pass Rate Data: *Traditional Teacher Preparation Program Within IHE*


	<b>HEOA - Title II</b> <b>2018 - 2019 Academic Year</b>
	<b>Institution Name</b>
	<b>Institution Code</b>
	<b>State</b>

THE COLLEGE OF NEW JERSEY  
2519  
New Jersey

February 3, 2020

Assessment Information <sup>1</sup>	Group	Number Taking Assessment	Number Passing Assessment	Institutional Pass Rate	Institutional Average Scaled Score	Assessment Cut Score <sup>2</sup>	Statewide			
							Number Taking Assessment	Number Passing Assessment	Statewide Pass Rate	Statewide Average Scaled Score
<b>ENGLISH LANGUAGE ARTS: CK (5038)</b>  Test Company: ETS Score Range: 100-200	All enrolled students who have completed all nonclinical courses, 2018-19	17	17	100%	183	167	38	38	100%	179
	Other enrolled students, 2018-19	8				167	154	133	86%	175
	All program completers, 2018-19	31	31	100%	181	167	211	206	98%	178
	All program completers, 2017-18	24	23	96%	182	167	213	209	98%	179
	All program completers, 2016-17	31	31	100%	183	167	244	242	99%	178
<b>FRENCH WORLD LANGUAGE (5174)</b>  Test Company: ETS Score Range: 100-200	All enrolled students who have completed all nonclinical courses, 2018-19						2			
	Other enrolled students, 2018-19									
	All program completers, 2018-19						1			
	All program completers, 2017-18						4			
	All program completers, 2016-17						2			
<b>GENERAL SCI CONTENT KNOWLEDGE (0435)</b>  Test Company: ETS Score Range: 100-200	All enrolled students who have completed all nonclinical courses, 2018-19	5				152	19	16	84%	163
	Other enrolled students, 2018-19						66	54	82%	164
	All program completers, 2018-19	5				152	89	88	99%	167
	All program completers, 2017-18	12	12	100%	167	152	105	103	98%	167
	All program completers, 2016-17	16	15	94%	174	152	113	112	99%	168
<b>GERMAN WORLD LANGUAGE (5183)</b>  Test Company: ETS Score Range: 100-200	All enrolled students who have completed all nonclinical courses, 2018-19									
	Other enrolled students, 2018-19									
	All program completers, 2018-19									
	All program completers, 2017-18						1			
	All program completers, 2016-17									

Single Assessment Institution-Level Pass Rate Data: *Traditional Teacher Preparation Program Within IHE*

	<b>HEOA - Title II</b> <b>2018 - 2019 Academic Year</b>
	<b>Institution Name</b>
	<b>Institution Code</b>
	<b>State</b>

THE COLLEGE OF NEW JERSEY


2519

New Jersey

February 3, 2020

Assessment Information <sup>1</sup>	Group	Number Taking Assessment	Number Passing Assessment	Institutional Pass Rate	Institutional Average Scaled Score	Assessment Cut Score <sup>2</sup>	Statewide			
							Number Taking Assessment	Number Passing Assessment	Statewide Pass Rate	Statewide Average Scaled Score
<b>HEALTH AND PE (DISC) (5856)</b>  Test Company: ETS Score Range: 100-200	All enrolled students who have completed all nonclinical courses, 2018-19									
	Other enrolled students, 2018-19									
	All program completers, 2018-19									
	All program completers, 2017-18						1			
	All program completers, 2016-17						3			
<b>HEALTH AND PE (5857)</b>  Test Company: ETS Score Range: 100-200	All enrolled students who have completed all nonclinical courses, 2018-19	2				160	25	23	92%	168
	Other enrolled students, 2018-19	1				160	103	86	83%	165
	All program completers, 2018-19	8				160	122	117	96%	168
	All program completers, 2017-18	14	14	100%	170	160	146	146	100%	169
	All program completers, 2016-17	12	12	100%	171	160	170	169	99%	168
<b>MARKETING EDUCATION (5561)</b>  Test Company: ETS Score Range: 100-200	All enrolled students who have completed all nonclinical courses, 2018-19									
	Other enrolled students, 2018-19						1			
	All program completers, 2018-19									
	All program completers, 2017-18									
	All program completers, 2016-17						3			
<b>MATHEMATICS CONTENT KNOWLEDGE (5161)</b>  Test Company: ETS Score Range: 100-200	All enrolled students who have completed all nonclinical courses, 2018-19	1				160	23	18	78%	166
	Other enrolled students, 2018-19	7				160	105	56	53%	159
	All program completers, 2018-19	22	20	91%	171	160	133	125	94%	171
	All program completers, 2017-18	23	22	96%	174	160	121	114	94%	168
	All program completers, 2016-17	26	26	100%	170	160	158	155	98%	168

Single Assessment Institution-Level Pass Rate Data: *Traditional Teacher Preparation Program Within IHE*

	<b>HEOA - Title II</b> <b>2018 - 2019 Academic Year</b>
	<b>Institution Name</b>
	<b>Institution Code</b>
	<b>State</b>


THE COLLEGE OF NEW JERSEY  
2519  
New Jersey

February 3, 2020

Assessment Information <sup>1</sup>	Group	Number Taking Assessment	Number Passing Assessment	Institutional Pass Rate	Institutional Average Scaled Score	Assessment Cut Score <sup>2</sup>	Statewide				
							Number Taking Assessment	Number Passing Assessment	Statewide Pass Rate	Statewide Average Scaled Score	
<b>MIDDLE SCHOOL ENG LANG ARTS (5047)</b>  Test Company: ETS Score Range: 100-200	All enrolled students who have completed all nonclinical courses, 2018-19										
	Other enrolled students, 2018-19										
	All program completers, 2018-19										
	All program completers, 2017-18										
	All program completers, 2016-17							14	13	93%	168
<b>MIDDLE SCHOOL MATHEMATICS (5169)</b>  Test Company: ETS Score Range: 100-200	All enrolled students who have completed all nonclinical courses, 2018-19										
	Other enrolled students, 2018-19						7				
	All program completers, 2018-19										
	All program completers, 2017-18										
	All program completers, 2016-17							28	28	100%	176
<b>MIDDLE SCHOOL SCIENCE (5440)</b>  Test Company: ETS Score Range: 100-200	All enrolled students who have completed all nonclinical courses, 2018-19										
	Other enrolled students, 2018-19						1				
	All program completers, 2018-19										
	All program completers, 2017-18										
	All program completers, 2016-17							32	30	94%	157
<b>MIDDLE SCHOOL SOCIAL STUDIES (5089)</b>  Test Company: ETS Score Range: 100-200	All enrolled students who have completed all nonclinical courses, 2018-19										
	Other enrolled students, 2018-19						1				
	All program completers, 2018-19										
	All program completers, 2017-18										
	All program completers, 2016-17							15	15	100%	171




**Single Assessment Institution-Level Pass Rate Data: Traditional Teacher Preparation Program Within IHE**

	<b>HEOA - Title II 2018 - 2019 Academic Year</b>
	<b>Institution Name</b> THE COLLEGE OF NEW JERSEY
	<b>Institution Code</b> 2519
	<b>State</b> New Jersey

February 3, 2020

Assessment Information <sup>1</sup>	Group	Number Taking Assessment	Number Passing Assessment	Institutional Pass Rate	Institutional Average Scaled Score	Assessment Cut Score <sup>2</sup>	Statewide			
							Number Taking Assessment	Number Passing Assessment	Statewide Pass Rate	Statewide Average Scaled Score
<b>MUSIC CONTENT KNOWLEDGE (0113)</b>  Test Company: ETS Score Range: 100-200	All enrolled students who have completed all nonclinical courses, 2018-19	8				153	20	20	100%	166
	Other enrolled students, 2018-19						60	52	87%	165
	All program completers, 2018-19	16	16	100%	168	153	138	136	99%	169
	All program completers, 2017-18	14	14	100%	171	153	146	144	99%	169
	All program completers, 2016-17	17	17	100%	169	153	129	129	100%	169
<b>PHYSICAL ED CONTENT KNOWLEDGE (5091)</b>  Test Company: ETS Score Range: 100-200	All enrolled students who have completed all nonclinical courses, 2018-19									
	Other enrolled students, 2018-19						5			
	All program completers, 2018-19									
	All program completers, 2017-18									
	All program completers, 2016-17						2			
<b>PHYSICS CONTENT KNOWLEDGE (5265)</b>  Test Company: ETS Score Range: 100-200	All enrolled students who have completed all nonclinical courses, 2018-19	2				141	2			
	Other enrolled students, 2018-19						11	10	91%	164
	All program completers, 2018-19	1				141	10	10	100%	162
	All program completers, 2017-18	4				141	20	20	100%	165
	All program completers, 2016-17	4				141	20	20	100%	167
<b>SOCIAL STUDIES CONTENT KNOWLEDGE (0081)</b>  Test Company: ETS Score Range: 100-200	All enrolled students who have completed all nonclinical courses, 2018-19	7				157	62	49	79%	163
	Other enrolled students, 2018-19	8				157	170	134	79%	166
	All program completers, 2018-19	28	27	96%	170	157	178	172	97%	168
	All program completers, 2017-18	22	19	86%	166	157	189	181	96%	168
	All program completers, 2016-17	28	27	96%	171	157	224	218	97%	167

Single Assessment Institution-Level Pass Rate Data: *Traditional Teacher Preparation Program Within IHE*

	<b>HEOA - Title II</b> <b>2018 - 2019 Academic Year</b>
	<b>Institution Name</b>
	<b>Institution Code</b>
	<b>State</b>

THE COLLEGE OF NEW JERSEY


2519

New Jersey

February 3, 2020

Assessment Information <sup>1</sup>	Group	Number Taking Assessment	Number Passing Assessment	Institutional Pass Rate	Institutional Average Scaled Score	Assessment Cut Score <sup>2</sup>	Statewide			
							Number Taking Assessment	Number Passing Assessment	Statewide Pass Rate	Statewide Average Scaled Score
<b>SPANISH WORLD LANGUAGE (5195)</b>  Test Company: ETS Score Range: 100-200	All enrolled students who have completed all nonclinical courses, 2018-19						7			
	Other enrolled students, 2018-19						18	14	78%	169
	All program completers, 2018-19						17	15	88%	179
	All program completers, 2017-18	1				168	28	28	100%	179
	All program completers, 2016-17	4				168	36	36	100%	180
<b>SPEECH COMMUNICATION: CK (5221)</b>  Test Company: ETS Score Range: 100-200	All enrolled students who have completed all nonclinical courses, 2018-19									
	Other enrolled students, 2018-19						1			
	All program completers, 2018-19									
	All program completers, 2017-18									
	All program completers, 2016-17									
<b>TECHNOLOGY EDUCATION (5051)</b>  Test Company: ETS Score Range: 100-200	All enrolled students who have completed all nonclinical courses, 2018-19	4				159	4			
	Other enrolled students, 2018-19	2				159	3			
	All program completers, 2018-19	7				159	7			
	All program completers, 2017-18	9				159	9			
	All program completers, 2016-17	6				159	7			
<b>THEATRE (5641)</b>  Test Company: ETS Score Range: 100-200	All enrolled students who have completed all nonclinical courses, 2018-19						1			
	Other enrolled students, 2018-19						4			
	All program completers, 2018-19						3			
	All program completers, 2017-18						4			
	All program completers, 2016-17						3			

Single Assessment Institution-Level Pass Rate Data: *Traditional Teacher Preparation Program Within IHE*


	<b>HEOA - Title II</b> <b>2018 - 2019 Academic Year</b>
	<b>Institution Name</b>
	<b>Institution Code</b>
	<b>State</b>

THE COLLEGE OF NEW JERSEY  
2519  
New Jersey

February 3, 2020

Assessment Information <sup>1</sup>	Group	Number Taking Assessment	Number Passing Assessment	Institutional Pass Rate	Institutional Average Scaled Score	Assessment Cut Score <sup>2</sup>	Statewide			
							Number Taking Assessment	Number Passing Assessment	Statewide Pass Rate	Statewide Average Scaled Score
<b>OPI ENGLISH (ACT1005)</b>  Test Company: ACTFL* Score Range: 1-10	All enrolled students who have completed all nonclinical courses, 2018-19						4			
	Other enrolled students, 2018-19						14	14	100%	10
	All program completers, 2018-19						14	14	100%	10
	All program completers, 2017-18						15	15	100%	10
	All program completers, 2016-17									
<b>OPI FRENCH (ACT1006)</b>  Test Company: ACTFL* Score Range: 1-10	All enrolled students who have completed all nonclinical courses, 2018-19									
	Other enrolled students, 2018-19						1			
	All program completers, 2018-19						1			
	All program completers, 2017-18						4			
	All program completers, 2016-17						2			
<b>OPI GERMAN (ACT1007)</b>  Test Company: ACTFL* Score Range: 1-10	All enrolled students who have completed all nonclinical courses, 2018-19									
	Other enrolled students, 2018-19									
	All program completers, 2018-19									
	All program completers, 2017-18						1			
	All program completers, 2016-17									
<b>OPI ITALIAN (ACT1010)</b>  Test Company: ACTFL* Score Range: 1-10	All enrolled students who have completed all nonclinical courses, 2018-19									
	Other enrolled students, 2018-19									
	All program completers, 2018-19									
	All program completers, 2017-18									
	All program completers, 2016-17						1			

**Single Assessment Institution-Level Pass Rate Data: Traditional Teacher Preparation Program Within IHE**

	<b>HEOA - Title II 2018 - 2019 Academic Year</b>
	<b>Institution Name</b> THE COLLEGE OF NEW JERSEY
	<b>Institution Code</b> 2519
	<b>State</b> New Jersey

February 3, 2020

Assessment Information <sup>1</sup>	Group	Number Taking Assessment	Number Passing Assessment	Institutional Pass Rate	Institutional Average Scaled Score	Assessment Cut Score <sup>2</sup>	Statewide			
							Number Taking Assessment	Number Passing Assessment	Statewide Pass Rate	Statewide Average Scaled Score
<b>OPI KOREAN (ACT1012)</b>  Test Company: ACTFL* Score Range: 1-10	All enrolled students who have completed all nonclinical courses, 2018-19									
	Other enrolled students, 2018-19						1			
	All program completers, 2018-19									
	All program completers, 2017-18									
	All program completers, 2016-17									
<b>OPI MANDARIN (ACT1013)</b>  Test Company: ACTFL* Score Range: 1-10	All enrolled students who have completed all nonclinical courses, 2018-19									
	Other enrolled students, 2018-19						1			
	All program completers, 2018-19									
	All program completers, 2017-18									
	All program completers, 2016-17						2			
<b>OPI SPANISH (ACT1018)</b>  Test Company: ACTFL* Score Range: 1-10	All enrolled students who have completed all nonclinical courses, 2018-19						2			
	Other enrolled students, 2018-19						7			
	All program completers, 2018-19						9			
	All program completers, 2017-18						19	19	100%	8
	All program completers, 2016-17	2				7	29	26	90%	7
<b>WPT ENGLISH (ACT2004)</b>  Test Company: ACTFL* Score Range: 1-10	All enrolled students who have completed all nonclinical courses, 2018-19						4			
	Other enrolled students, 2018-19						14	14	100%	9
	All program completers, 2018-19						11	11	100%	10
	All program completers, 2017-18						12	12	100%	9
	All program completers, 2016-17									

Note: In cases where there are less than ten students taking the assessment or license/certificate, the number passing and pass rate are not reported.

<sup>1</sup>Tests with multiple delivery options (computer, paper, etc.) will be noted with the assessment code for one format only.

<sup>2</sup>Cut scores may vary for groups depending upon when the cut scores are established by the state and when each group completed their teacher certification or licensure assessment.

\*Questions regarding tests listed by this testing company must be addressed to your state Title II Coordinator.